

ODC Series

DC Output Module

c UL us File E29244

Users should thoroughly review the technical data before selecting a product part number. It is recommended that users also seek out the pertinent approvals files of the agencies/laboratories and review them to ensure the product meets the requirements for a given application.

Features

- Industry standard package and pin-out.
- Color coded by function.
- 4000V rms optical isolation.
- High immunity to false operation.
- Series compatible.
- Output modules can be controlled from sinking or sourcing logic.
- Compatible with 2IO series mounting boards.

Engineering Data

Switch Form: 1 Form A (SPST-NO)
Duty: Continuous.
Operating Temperature: –30°C to +80°C.
Storage Temperature: –30°C to +100°C.
Potting Compound Flammability: UL94V-0.
Approximate Weight: 1.38 oz. (35g).

Ordering Information

Typical Part Number >	ODC	–5	A

1. Basic Series: ODC = DC Output module — red case

2. Input Voltage: 5 = 5VDC
15 = 15VDC
24 = 24VDC

3. Output: Blank = 3A, 3-60VDC output**
A = 1A, 3-250VDC output**

* * Is not polarity sensitive.

Our authorized distributors are more likely to maintain the following items in stock for immediate delivery.

ODC-5
ODC-5A
ODC-15
ODC-15A
ODC-24

Input Specifications

Parameter	Conditions	Units	ODC-5 ODC-5A			ODC-15 ODC15A			ODC-24 ODC-24A		
			Min.	Typ.	Max.	Min.	Typ.	Max.	Min.	Typ.	Max.
Control Voltage Range V_{IN}		VDC	3	5	8	9	15	18	18	24	32
Must Operate Voltage $V_{IN(OP)}$		VDC			3			9			18
Must release Voltage $V_{IN(REL)}$		VDC	1			1			1		
Maximum Input Current	@V_{IN}=Nominal	mADC	8 - 20			13 - 20			8 - 20		
Input Resistance R_{IN}		Ohms	400			900			1600		

PIN-3 must be positive with respect to PIN-4 for correct operation.

12-2017, Rev. 1217
www.te.com
© 2015 Tyco Electronics Corporation,
a TE Connectivity Ltd. company

Datasheets and product specification according to IEC 61810-1 and to be used only together with the 'Definitions' section.

Datasheets and product data is subject to the terms of the disclaimer and all chapters of the 'Definitions' section, available at http://relays.te.com/definitions

Datasheets, product data, 'Definitions' section, application notes and all specifications are subject to change.

ODC Series (Continued)

DC Output Module

Output Specifications (@ +25°C unless otherwise specified)

Parameter	Conditions	Units	ODC-5 ODC-15 ODC-24			ODC-5A ODC-15A ODC-24A		
			Min.	Typ.	Max.	Min.	Typ.	Max.
Load Voltage V_L		VDC	3		60	3		250
Load Current I_L		ADC		3			1	
Maximum Surge Current for 1 Second		ADC		33			8	
Maximum Leakage Current (Off-State)	V_L=MAX	µADC			500			500
Maximum On-State Voltage Drop	I_L=MAX	VDC			1.5			1.5
MaximumTurn-On Time		ms			0.1			0.1
MaximumTurn-Off Time		ms			0.75			0.75

PIN-1 must be positive with respect to PIN-2 for correct operation.

ODC Operating Diagram

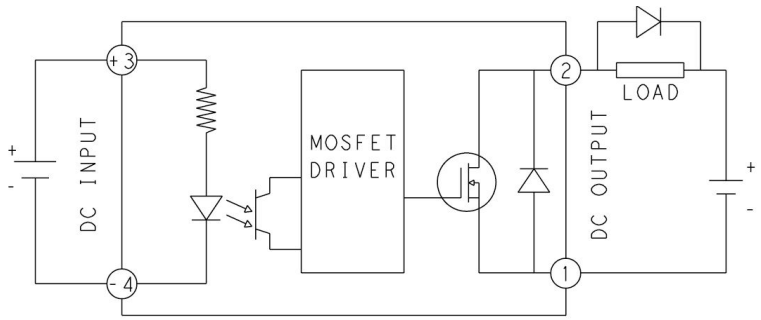

ODC Derating Diagram

DERATING CURVE:

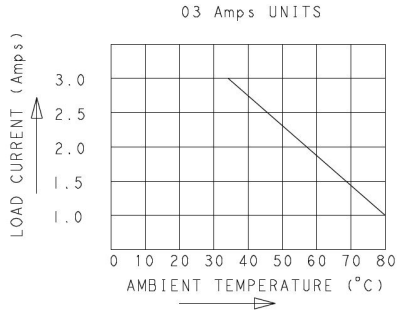

Outline Dimensions

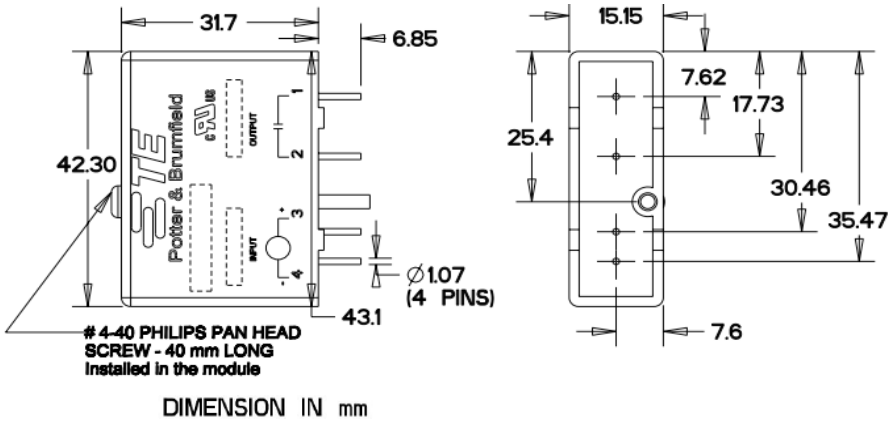

DIMENSION IN mm

12-2017, Rev. 1217
www.te.com
© 2015 Tyco Electronics Corporation,
a TE Connectivity Ltd. company

Datasheets and product specification according to IEC 61810-1 and to be used only together with the 'Definitions' section.

Datasheets and product data is subject to the terms of the disclaimer and all chapters of the 'Definitions' section, available at http://relays.te.com/definitions

Datasheets, product data, 'Definitions' section, application notes and all specifications are subject to change.